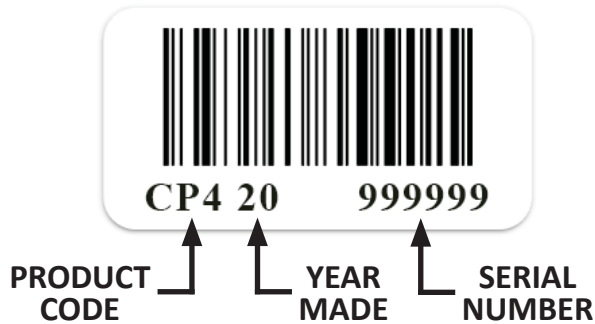


INSTALLATION INSTRUCTIONS FOR CP-4 AUTOMATIC GATE OPENER*

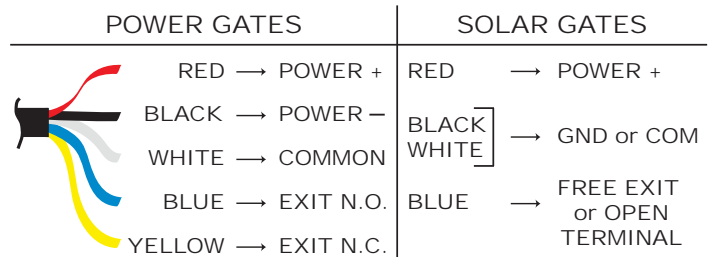
1. SERIAL NUMBER

There is a barcode serial number on the bottom of “puck” and on the product box. When calling to talk about your product, please have this number handy.



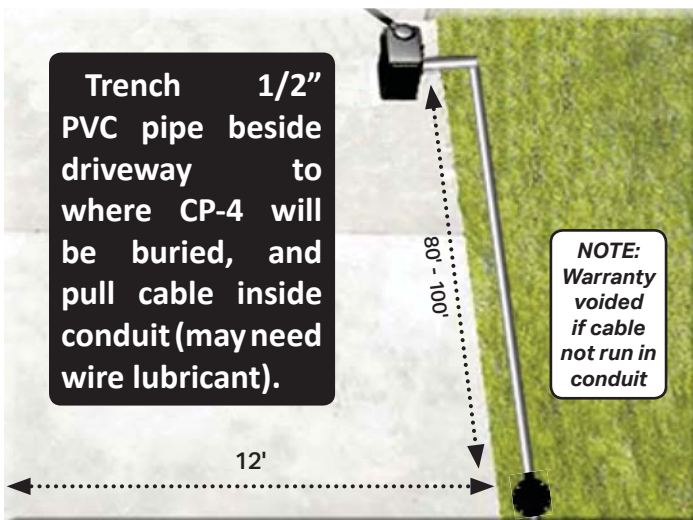
4. CONNECT TO GATE

CP-4 works with all gate operators—powered or solar. Connect wires as follows:



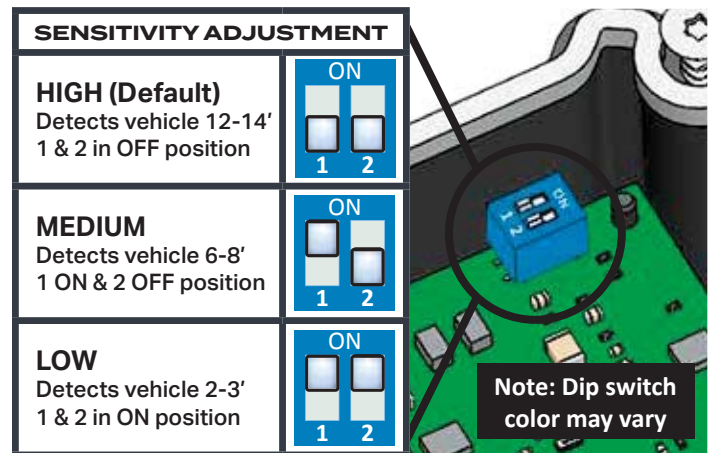
VOLTAGE	CURRENT
8-24 VAC	Standby: 30-70 μ A
8-30 VDC	Alarm: 40-60 mA

2. TRENCH PIPE & CABLE



5. TEST SENSITIVITY

NOTE: IN MOST CASES SENSITIVITY WILL NOT NEED TO BE ADJUSTED.

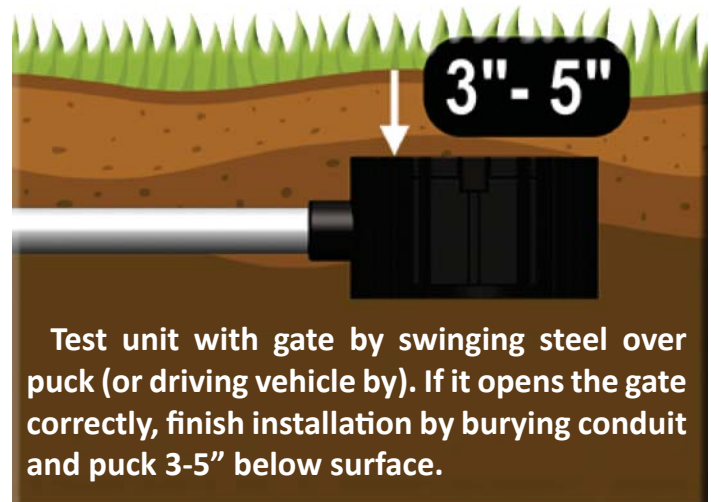


3. CONDUIT & SLIP JOINT



After pulling cable through plastic conduit, insert conduit inside slip joint on “puck.” **DO NOT GLUE** (to un-install later, if needed).

6. BURY CONDUIT & “PUCK”



OTHER INSTRUCTIONS

- CP-4 may be installed above ground by screwing “puck” directly to post or building
- If above ground, make sure puck is immovable to eliminate false alarms
- If installed above ground, conduit is required to mechanically protect cable (animals will eat)

Install CP-4 at least:

- 6-10 feet away from buried power, telephone, or invisible dog fence
- 10 feet away from natural gas lines
- 20 feet away from power pole with a transformer
- 100 feet back from railroad traffic
- 200 feet away from high power substation power lines
- 80-100 feet back from gate operator

Technical Specifications	
Power Required	8–24 VAC or 8–30 VDC
Stand-By Current	30–70 Microamps (µA)
Alarm Current	30–40 Milliamps (mA)
Relay Time	2–3 seconds
Relay Contacts	SPDT, floating, N.O. or N.C. (Form C)
Relay Contact Rating	1 amp/24 VDC (1 mA at 5 VDC min. load)
Enclosure Rating	IP67
Strength Rating	9.53 ton-force 8646 kgf
Temperature Range	-25° F. – +140° F. -32° C. – 60° C.
Dimensions	4.5 in. dia. x 2.5 in. high
Weight	5 lbs. with 100 ft. cable

FC The CP-4 complies with part 15 of the FCC Rules. Operation is subject to the following two conditions: (1) This device may not cause harmful interference, and (2) this device must accept any interference received, including interference that may cause undesired operation.

RETURNING MERCHANDISE

CONSUMER: Contact your installer

INSTALLER: CALL BEFORE DIGGING UP

Call (717) 532-0033, option 1 to troubleshoot and receive a Return Merchandise Authorization (R.M.A.) number. Write R.M.A. number on return shipping box and any correspondence included with defective product.

DISTRIBUTOR: Send installers directly to Cartell, using 717-532-0033, option 1 as phone number.

5 YEAR WARRANTY

All Cartell products are warranted against defects in material and workmanship for five years. This warranty does not cover defects caused by, but not limited to: acts of God, improper installation, abuse, fire damage, electrical surges, integrated system failures, improper lid/gasket installation, and damage to cable (if applicable) caused by slicing, pulling, tangling, improper splicing or not running in non-metallic conduit.



CONTACT INFORMATION	
TECH SUPPORT	717-532-0033, option 1
RMA's	717-532-0033, option 1
SHIPPING	717-532-0033, option 2
ACCOUNTING	717-532-0033, option 3
EMAIL	info@cartell.com
ORDERING (Distributors only)	orders@cartell.com
ADDRESS	510 West King Street Shippensburg, PA 17257
WEBSITE	www.cartell.com

cartell

*Patent Pending (App# US 16/502,422)